


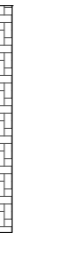







Site - 13,188m<sup>2</sup>

Units  
7,885m<sup>2</sup> GEA  
(6,625+1,260m<sup>2</sup>)

Cars - 79

- Surface finishes:
-  R.c. floor slab of the buildings
  -  Asphalt estate roads
  -  Concrete block paving - light grey
  -  Permeable paving - charcoal
  -  R.c. service yard slabs
  -  Concrete building perimeter paths
  -  Landscape areas to landscape architect's details
  -  Grassed easement area
  -  Fence line

